

# 1.3 — Preferences

ECON 306 • Microeconomic Analysis • Spring 2021

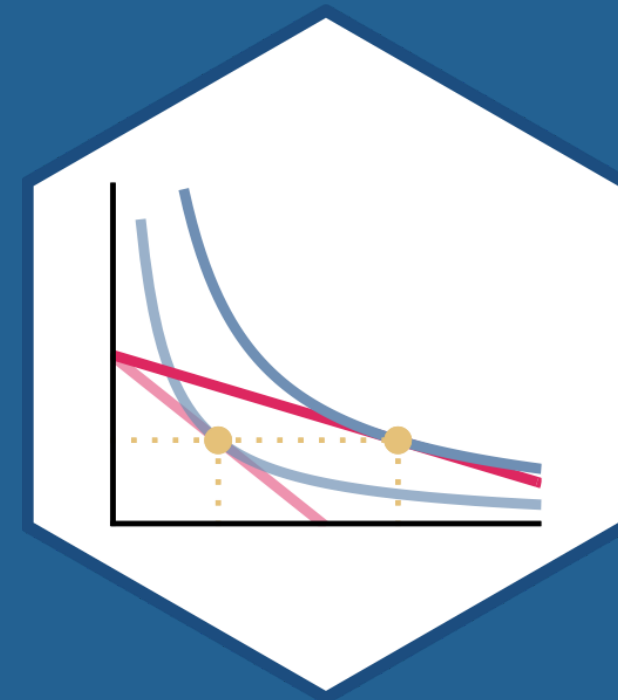
Ryan Safner

Assistant Professor of Economics

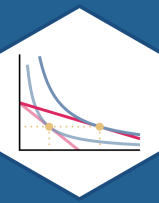
[✉ safner@hood.edu](mailto:safner@hood.edu)

[🔗 ryansafner/microS21](https://github.com/ryansafner/microS21)

[🌐 microS21.classes.ryansafner.com](https://microS21.classes.ryansafner.com)



# Outline



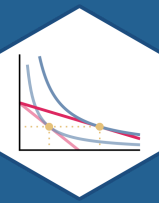
Preferences

Indifference Curves

Marginal Rate of Substitution

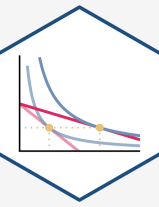
Utility

Marginal Utility



# Preferences

# Preferences I



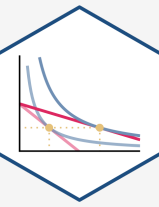
- Which bundles are **preferred** over others?

**Example:** Between two bundles of  $(x, y)$ :

$$a = (4, 12) \text{ or } b = (6, 12)$$



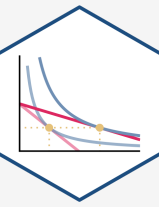
# Preferences II



- We will allow **three possible answers:**



# Preferences II

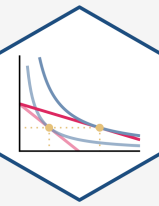


- We will allow **three possible answers**:

1.  $a \succ b$ : (Strictly) prefer  $a$  over  $b$



# Preferences II



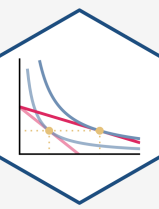
- We will allow **three possible answers**:

1.  $a \succ b$ : (Strictly) prefer  $a$  over  $b$

2.  $a \prec b$ : (Strictly) prefer  $b$  over  $a$



# Preferences II



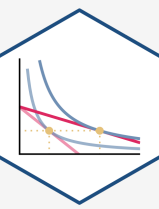
- We will allow **three possible answers**:

1.  $a \succ b$ : (Strictly) prefer  $a$  over  $b$
2.  $a \prec b$ : (Strictly) prefer  $b$  over  $a$
3.  $a \sim b$ : Indifferent between  $a$  and  $b$





# Preferences II



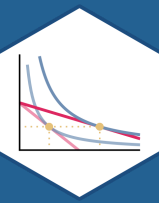
- We will allow **three possible answers**:

1.  $a \succ b$ : (Strictly) prefer  $a$  over  $b$
2.  $a \prec b$ : (Strictly) prefer  $b$  over  $a$
3.  $a \sim b$ : Indifferent between  $a$  and  $b$

- **Preferences** are a list of all such comparisons between all bundles

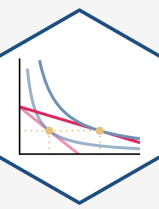
See appendix in [today's class page](#) for more.





# Indifference Curves

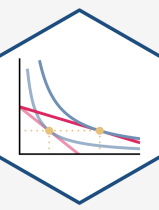
# Mapping Preferences Graphically I



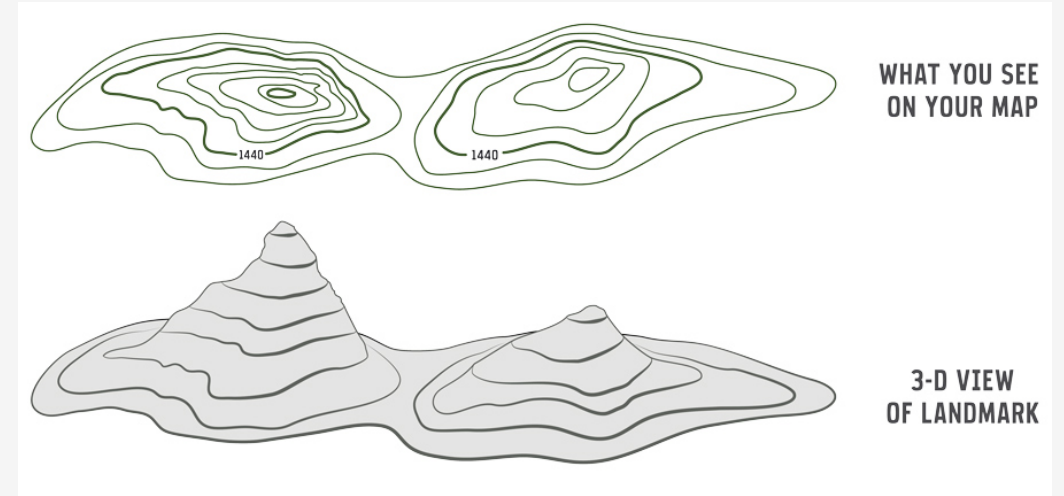
- For each bundle, we now have 3 pieces of information:
  - amount of  $x$
  - amount of  $y$
  - preference compared to other bundles
- How to represent this information graphically?



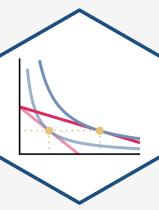
# Mapping Preferences Graphically II



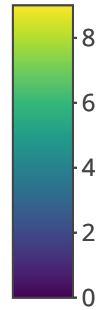
- Cartographers have the answer for us
- On a map, **contour lines** link areas of **equal height**
- We will use "**indifference curves**" to link bundles of **equal preference**



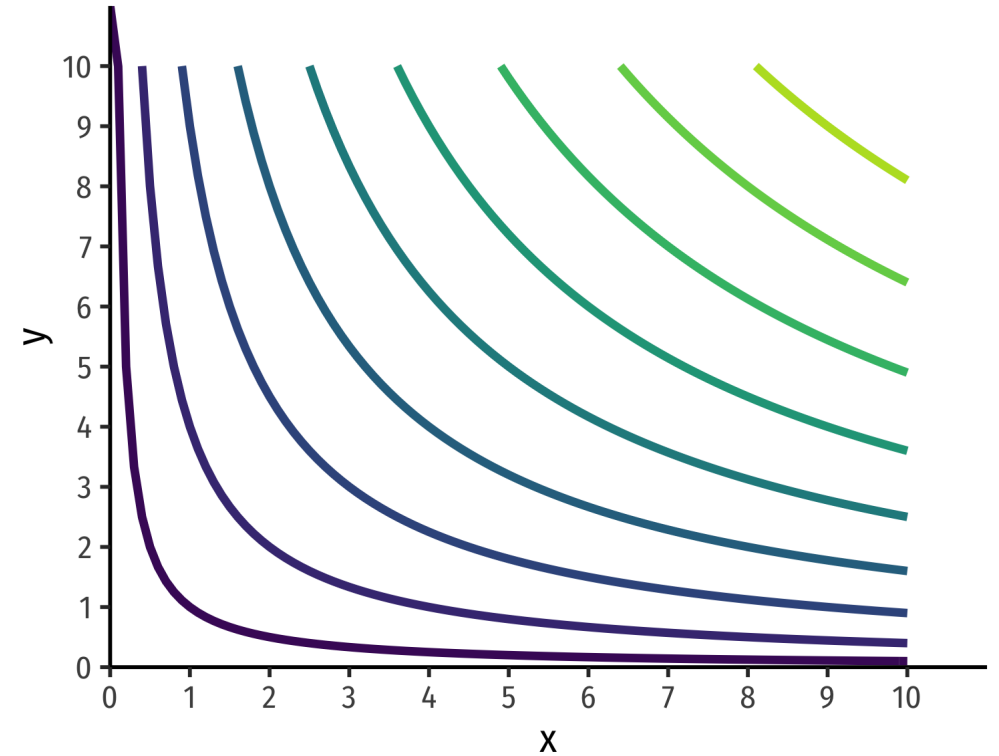
# Mapping Preferences Graphically III



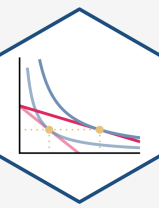
3-D "Mount Utility"



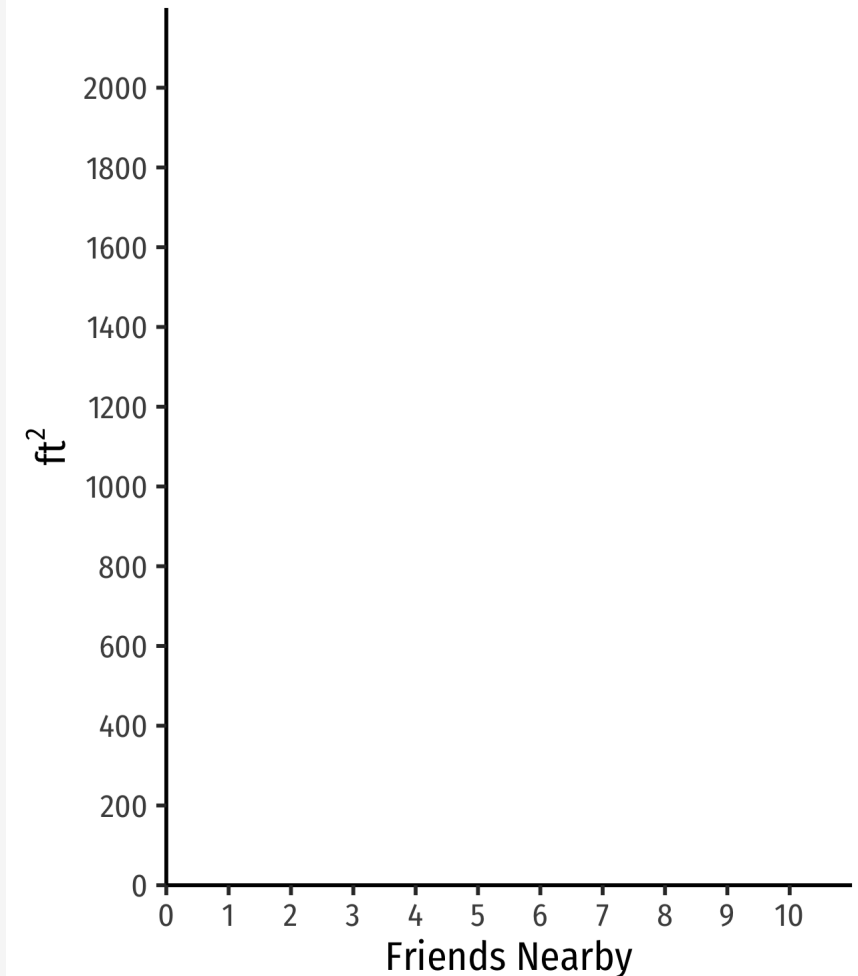
2-D Indifference Curve Contours



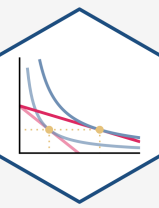
# Indifference Curves: Example



**Example:** Suppose you are hunting for an apartment. You value *both* the size of the apartment and the number of friends that live nearby.

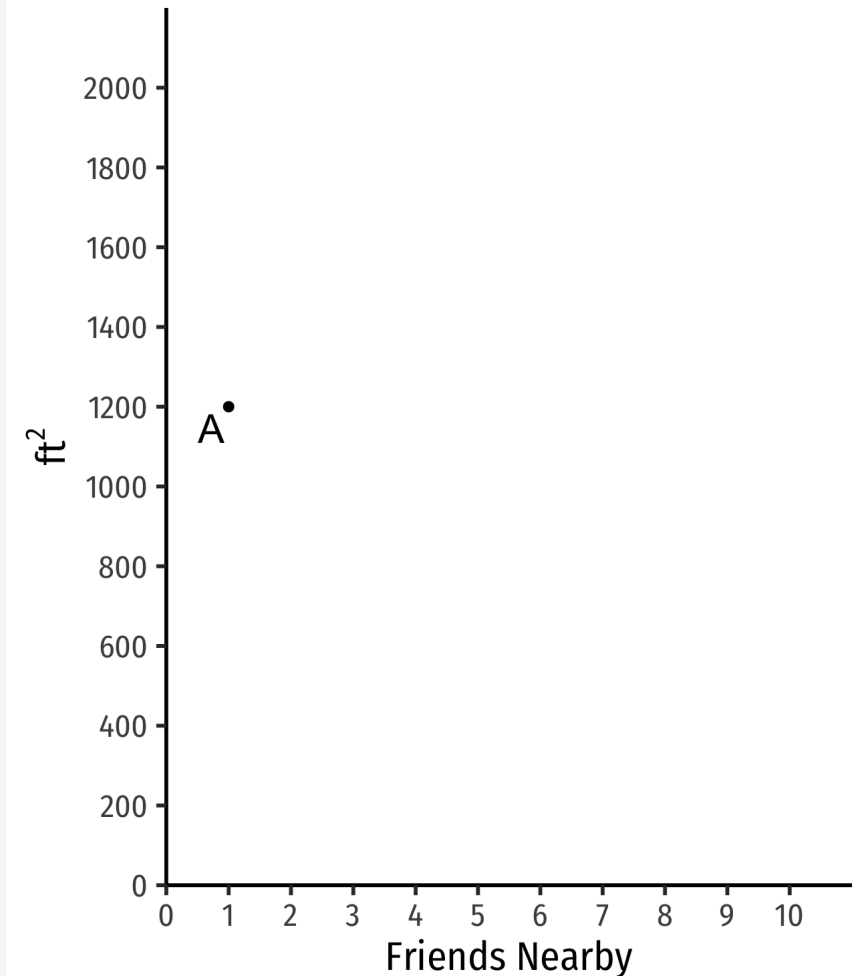


# Indifference Curves: Example

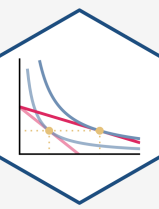


**Example:** Suppose you are hunting for an apartment. You value *both* the size of the apartment and the number of friends that live nearby.

- Apt. *A* has 1 friend nearby and is  $1,200 \text{ ft}^2$

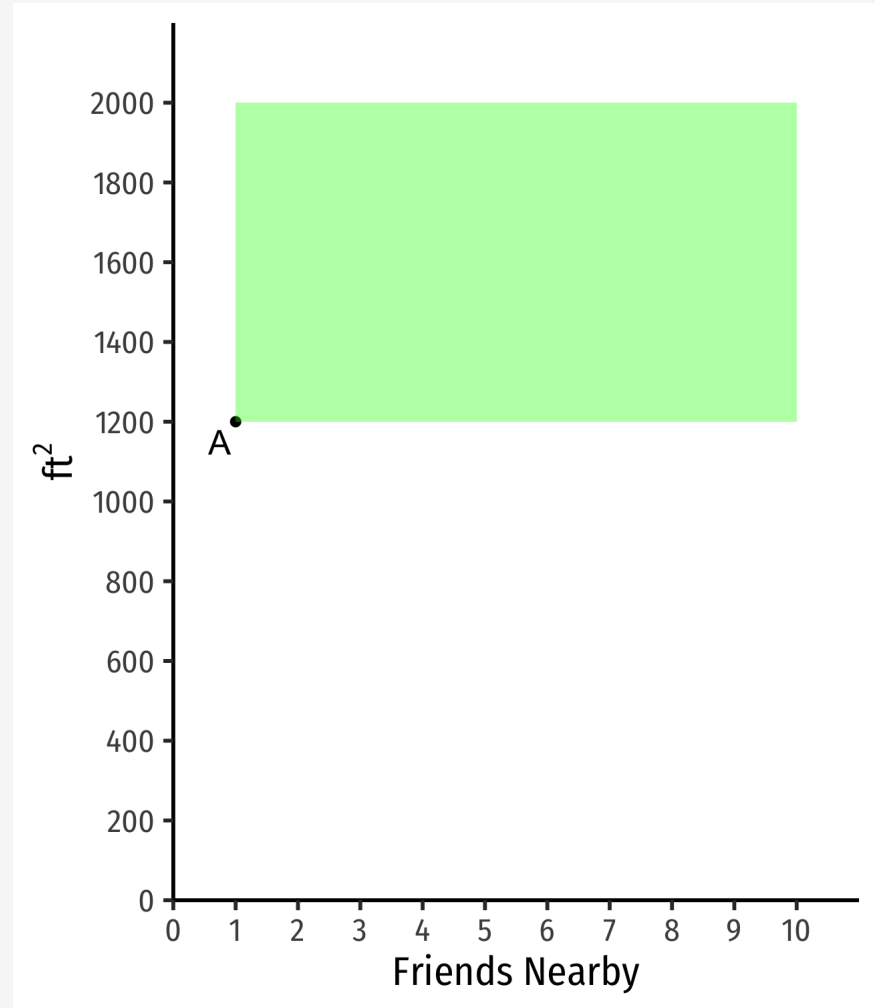


# Indifference Curves: Example



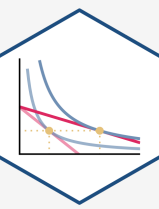
**Example:** Suppose you are hunting for an apartment. You value *both* the size of the apartment and the number of friends that live nearby.

- Apt. *A* has 1 friend nearby and is  $1,200 \text{ ft}^2$ 
  - Apartments that are larger and/or have more friends  $\succ A$



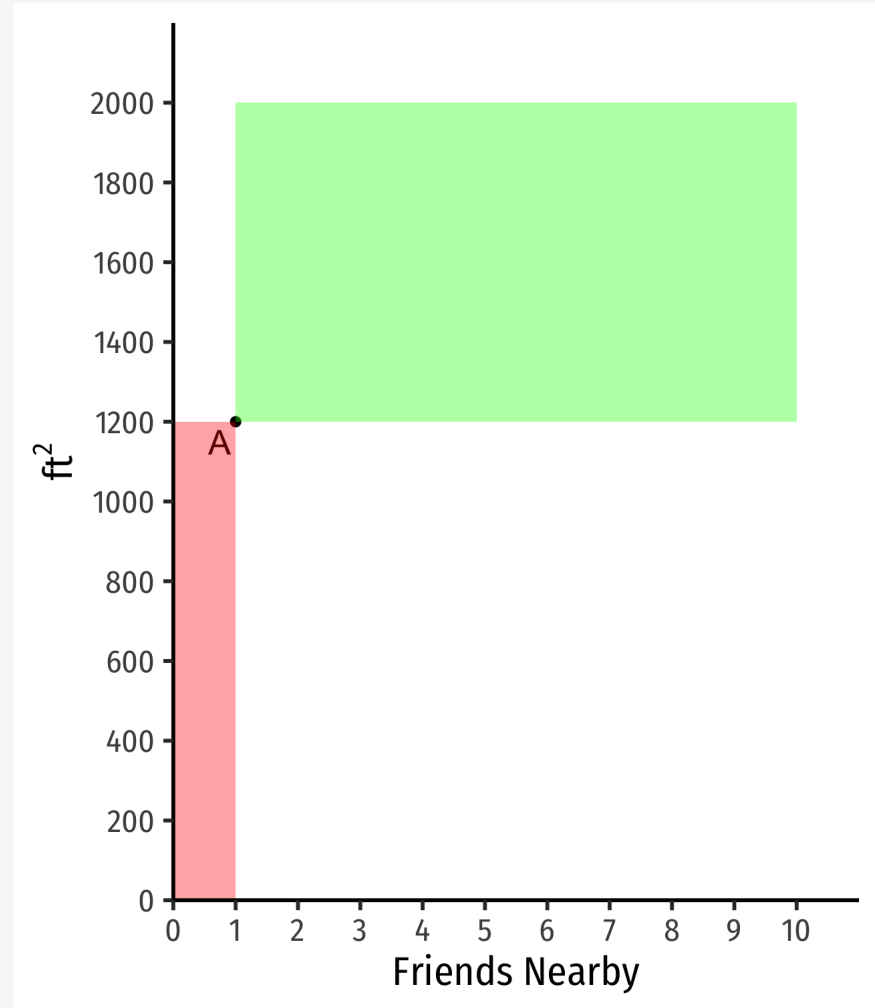


# Indifference Curves: Example

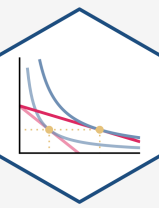


**Example:** Suppose you are hunting for an apartment. You value *both* the size of the apartment and the number of friends that live nearby.

- Apt. *A* has 1 friend nearby and is  $1,200 \text{ ft}^2$ 
  - Apartments that are larger and/or have more friends  $\succ A$
  - Apartments that are smaller and/or have fewer friends  $\prec A$

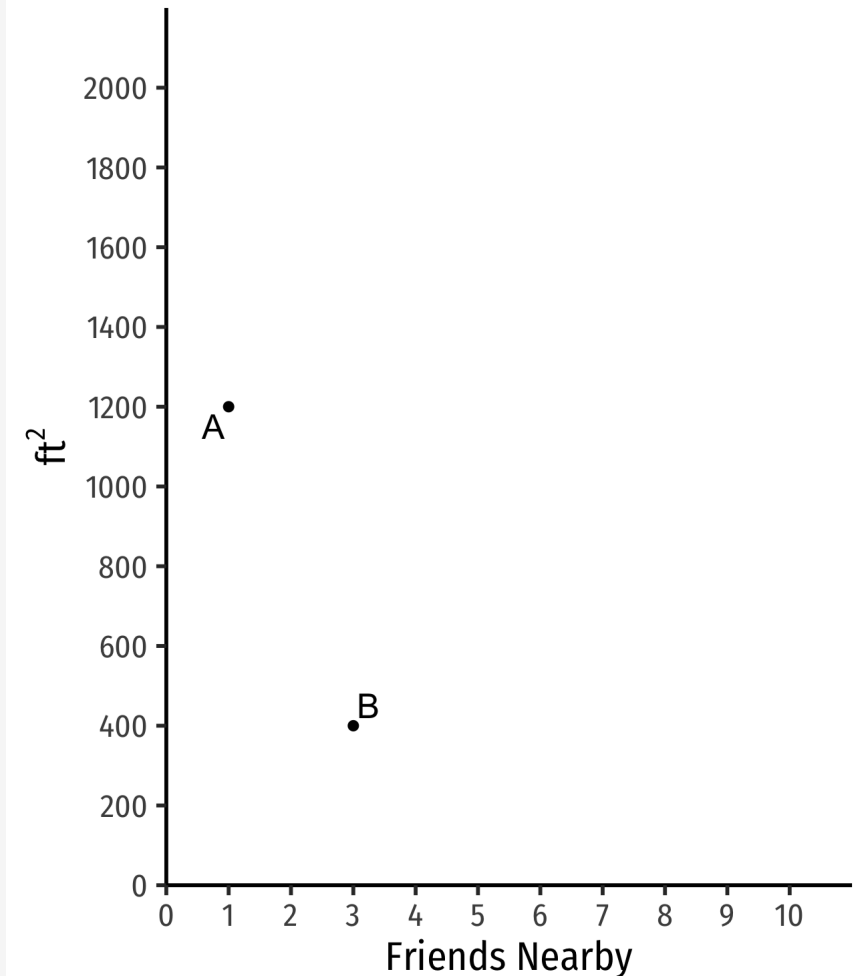


# Indifference Curves: Example

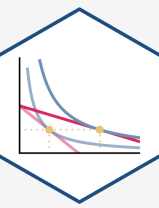


## Example:

- Apt. *A* has 1 friend nearby and is  $1,200 \text{ ft}^2$
- Apt. *B* has *more* friends but *less*  $\text{ft}^2$

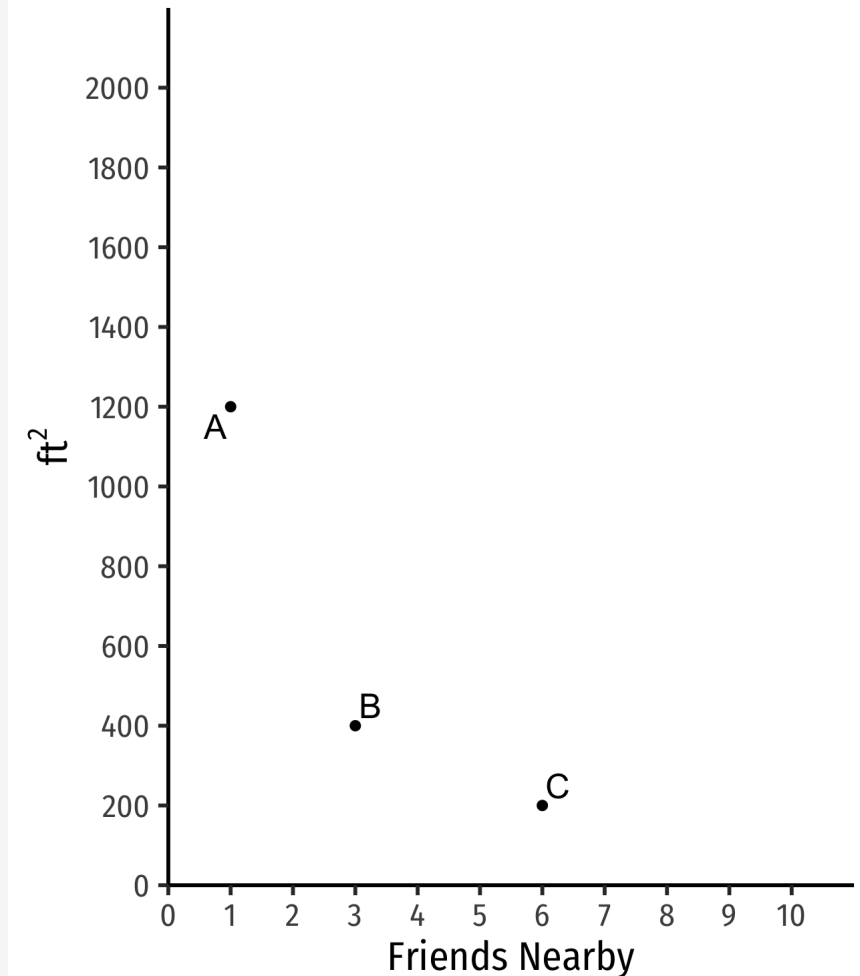


# Indifference Curves: Example

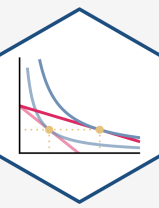


## Example:

- Apt. *A* has 1 friend nearby and is  $1,200 \text{ ft}^2$
- Apt. *B* has *more* friends but *less*  $\text{ft}^2$
- Apt. *C* has *still more* friends but *less*  $\text{ft}^2$

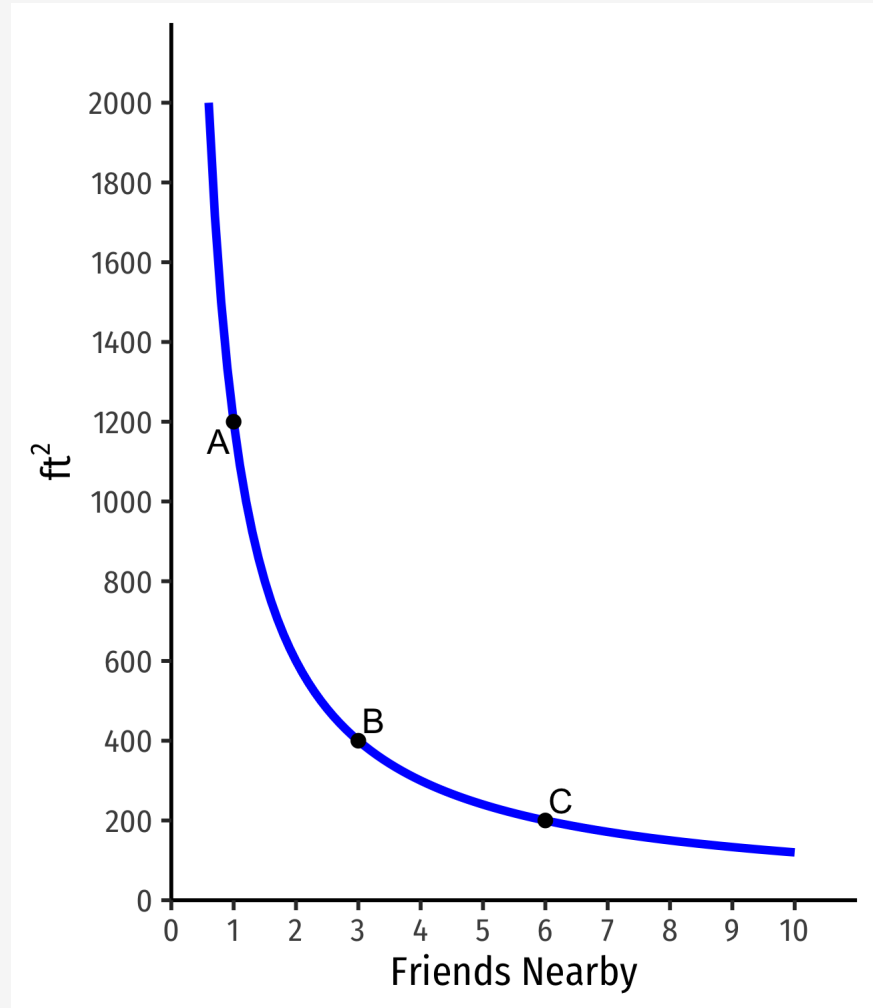


# Indifference Curves: Example

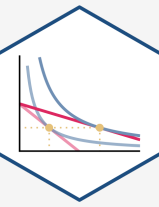


## Example:

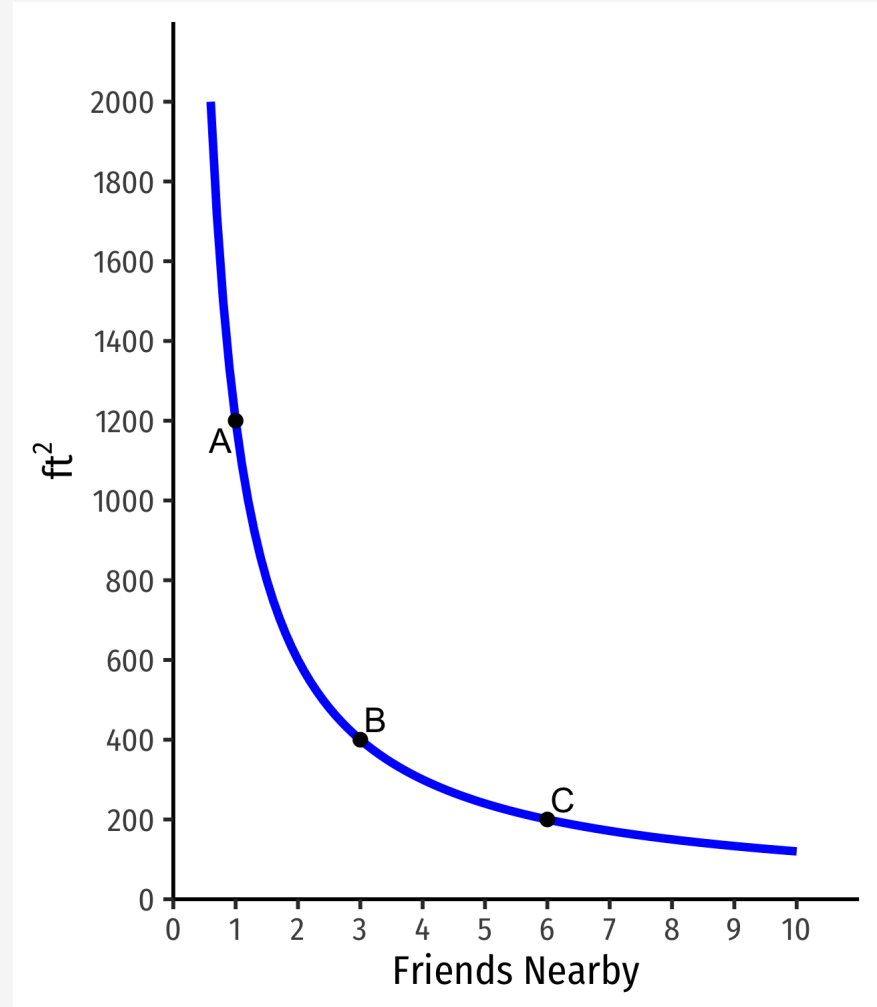
- Apt. *A* has 1 friend nearby and is  $1,200 \text{ ft}^2$
- Apt. *B* has *more* friends but *less*  $\text{ft}^2$
- Apt. *C* has *still more* friends but *less*  $\text{ft}^2$



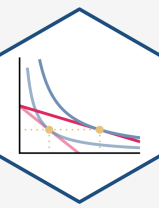
# Indifference Curves: Example



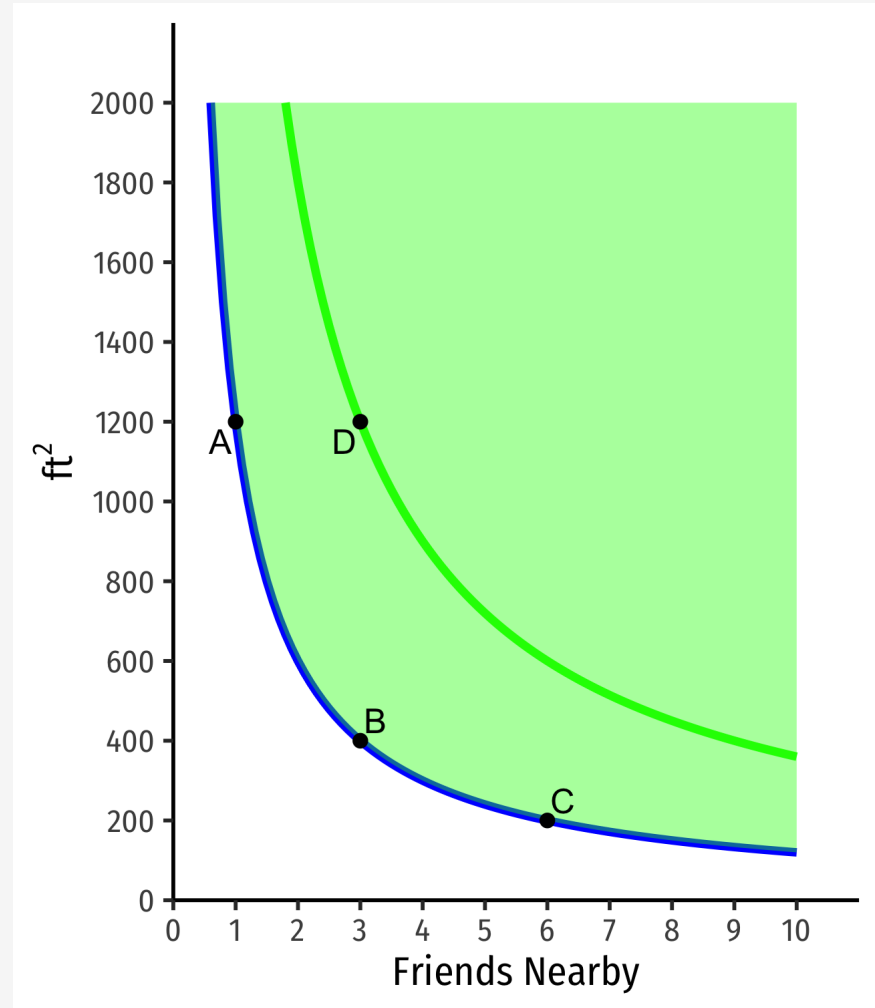
- **Indifferent** between all apartments on the **same** curve



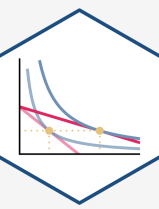
# Indifference Curves: Example



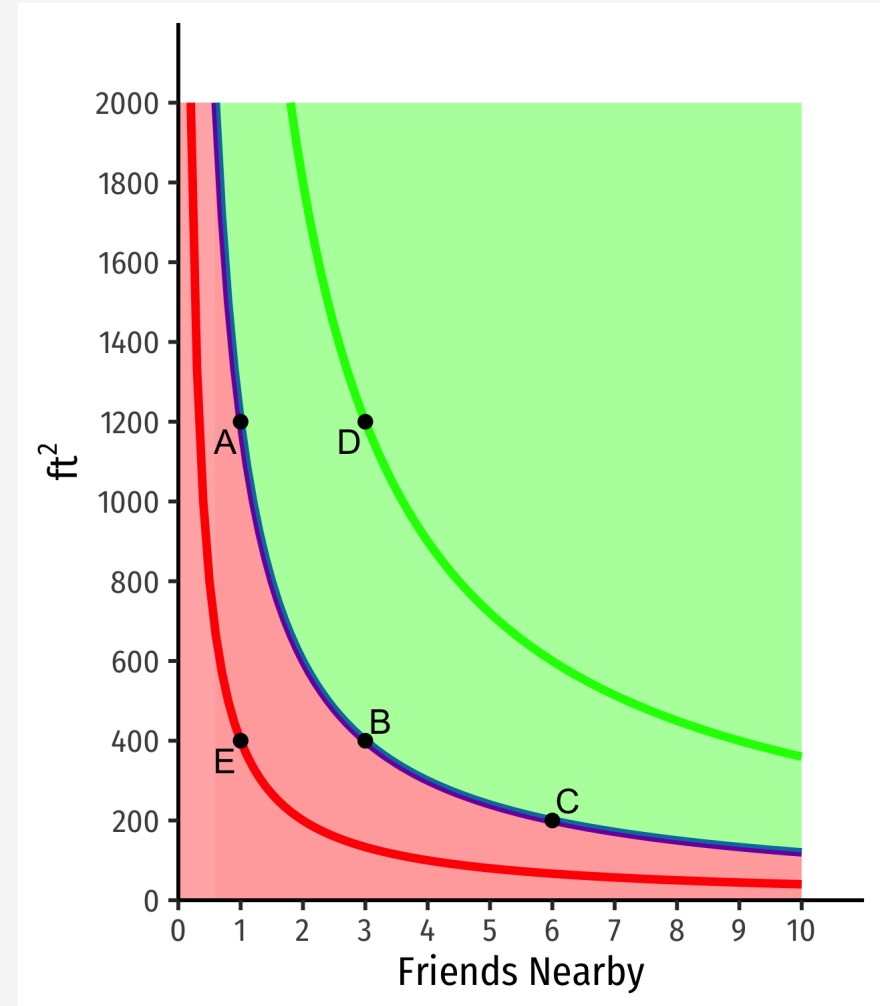
- **Indifferent** between all apartments on the **same** curve
- Apts **above** curve are **preferred over** apts on curve
  - $D \succ A \sim B \sim C$
  - On a **higher curve**



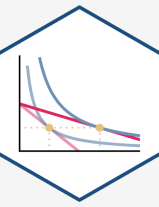
# Indifference Curves: Example



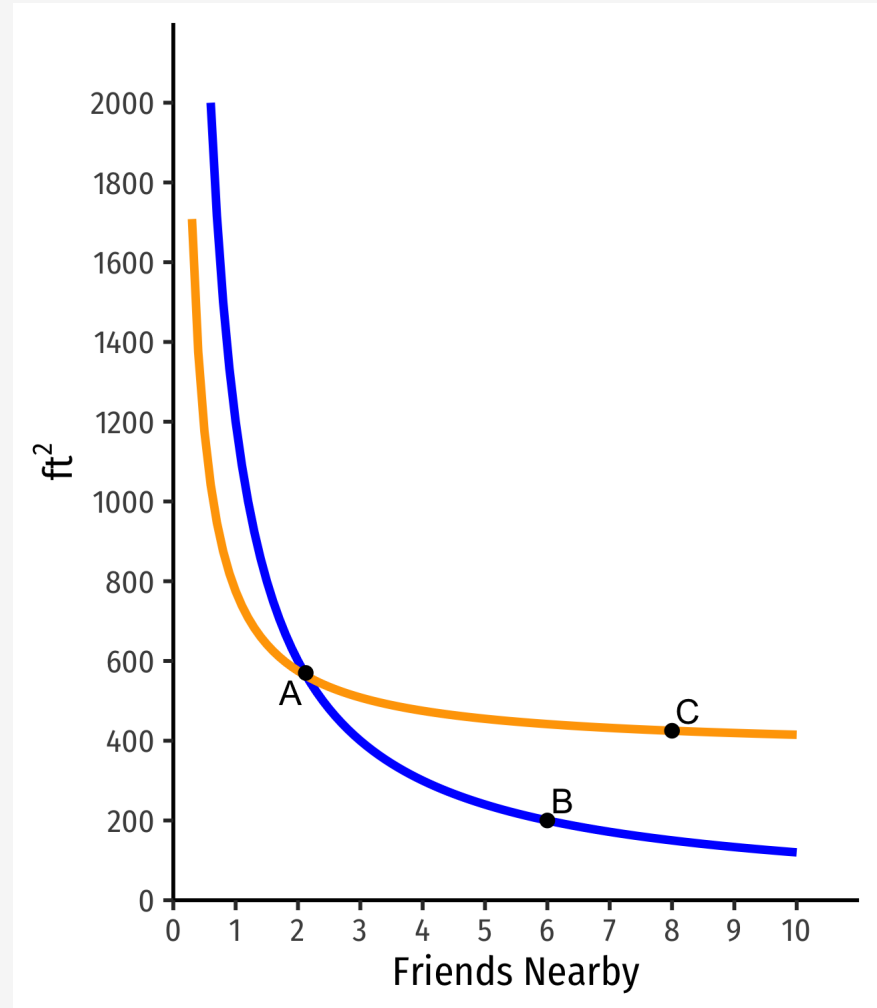
- **Indifferent** between all apartments on the **same** curve
- Apts **above** curve are **preferred over** apts on curve
  - $D > A \sim B \sim C$
  - On a **higher curve**
- Apts **below** curve are **less preferred** than apts on curve
  - $E < A \sim B \sim C$
  - On a **lower curve**



# Curves Never Cross!

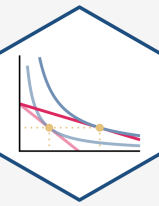


- Indifference curves can never cross:  
preferences are **transitive**
  - If I prefer  $A \succ B$ , and  $B \succ C$ , I must prefer  $A \succ C$

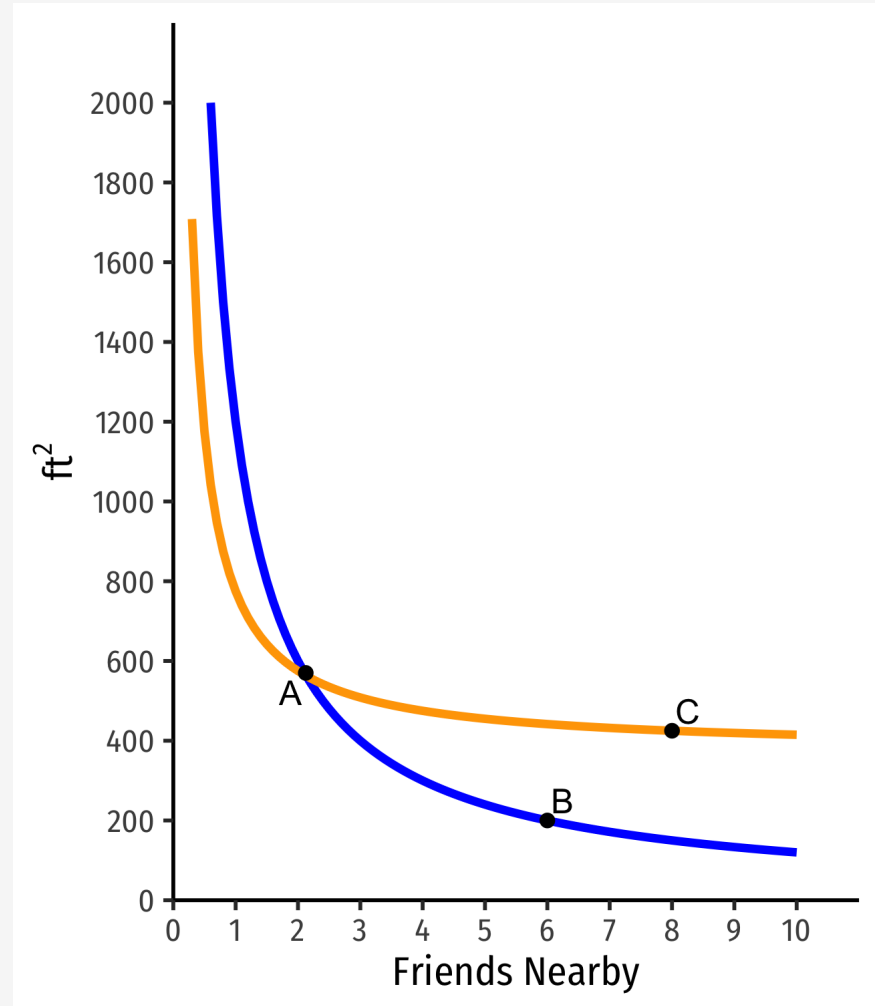


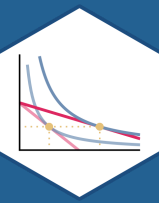


# Curves Never Cross!



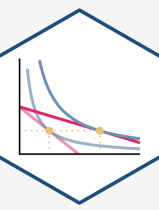
- Indifference curves can never cross:  
preferences are **transitive**
  - If I prefer  $A \succ B$ , and  $B \succ C$ , I must prefer  $A \succ C$
- Suppose two curves crossed:
  - $A \sim B$
  - $B \sim C$
  - But  $C \succ B$ !
  - Doesn't make sense (not transitive)!





# Marginal Rate of Substitution

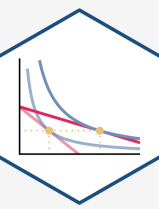
# Marginal Rate of Substitution I



- If I take away one friend nearby, how many more  $ft^2$  would you need to keep you satisfied?



# Marginal Rate of Substitution I

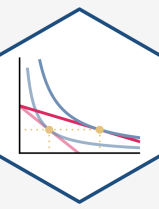


- If I take away one friend nearby, how many more  $ft^2$  would you need to keep you satisfied?
- **Marginal Rate of Substitution (MRS)**: rate at which you trade off one good for more of the other and remain *indifferent*
- Think of this as the **relative value** you place on  $x$ :

“I am willing to give up ( $MRS$ ) units of  $y$  to consume 1 more unit of  $x$  and stay satisfied.”



# Marginal Rate of Substitution II

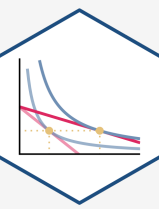


**SLOPE**



**MARGINAL RATE OF  
SUBSTITUTION**

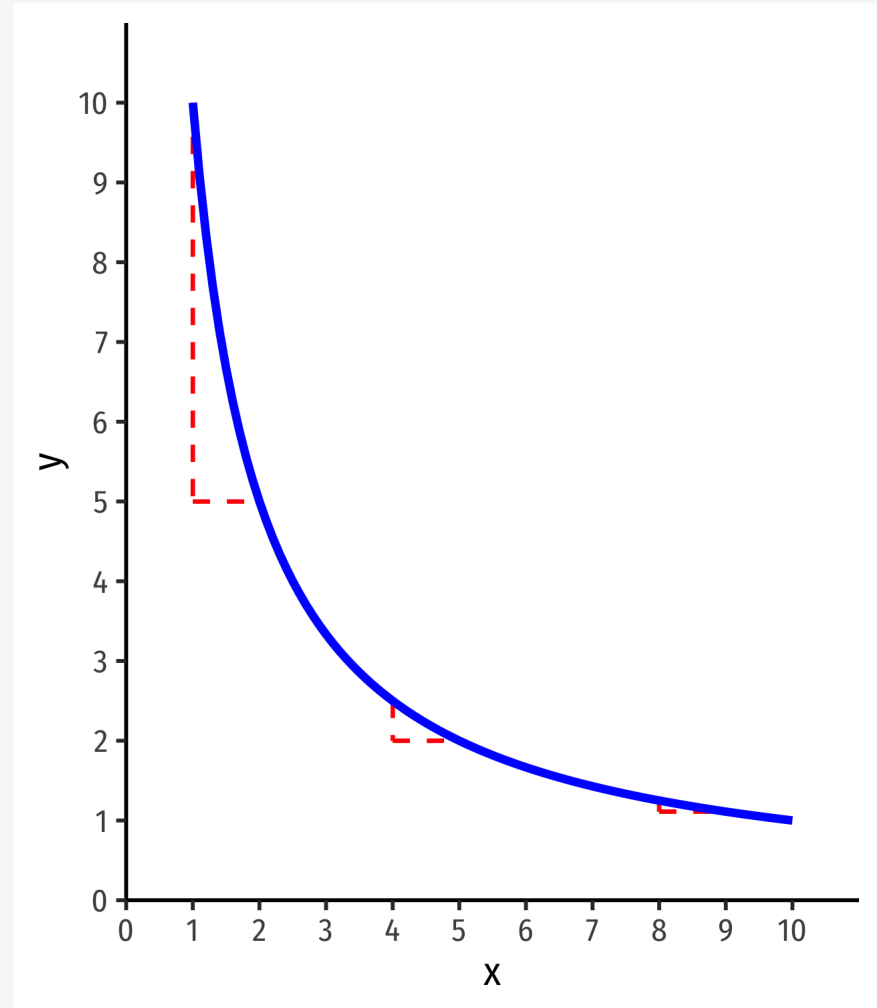
# Marginal Rate of Substitution II



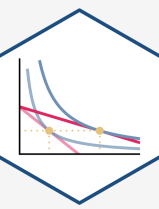
- MRS = **slope of the indifference curve**

$$MRS_{x,y} = -\frac{\Delta y}{\Delta x} = \frac{\text{rise}}{\text{run}}$$

- Amount of  $y$  given up for 1 more  $x$
- Note: slope (MRS) changes along the curve!

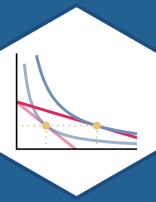


# MRS vs. Budget Constraint Slope



- Budget constraint (slope) measured the **market's** tradeoff between  $x$  and  $y$  based on market prices
- **MRS** measures your **personal** evaluation of  $x$  vs.  $y$  based on your preferences
- **Foreshadowing**: what if they are *different*? Are you truly optimizing?

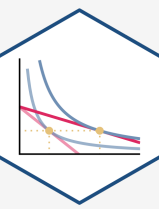




# Utility



# So Where are the Numbers?

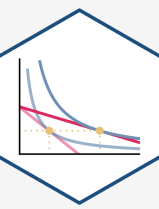


- Long ago (1890s), utility considered a real, measurable, cardinal scale<sup>†</sup>
- Utility thought to be lurking in people's brains
  - Could be understood from first principles: calories, water, warmth, etc
- Obvious problems



<sup>†</sup> "Neuroeconomics" & cognitive scientists are re-attempting a scientific approach to measure utility

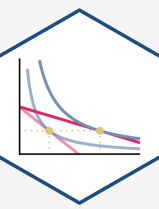
# Utility Functions?



- More plausibly **infer people's preferences from their actions!**
  - “Actions speak louder than words”
- **Principle of Revealed Preference:** if a person chooses  $x$  over  $y$ , and both are affordable, then they must prefer  $x \succeq y$
- Flawless? Of course not. But extremely useful approximation!
  - People tend not to leave money on the table



# Utility Functions!



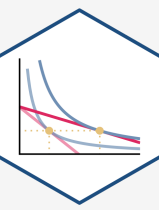
- A **utility function**  $u(\cdot)$ <sup>†</sup> represents preference relations ( $>$ ,  $<$ ,  $\sim$ )
- Assign utility numbers to bundles, such that, for any bundles  $a$  and  $b$ :

$$a > b \iff u(a) > u(b)$$



<sup>†</sup> The  $\cdot$  is a placeholder for whatever goods we are considering (e.g.  $x$ ,  $y$ , burritos, lattes, etc)

# Utility Functions, Pural I



**Example:** Imagine three alternative bundles of  $(x, y)$ :

$$a = (1, 2)$$

$$b = (2, 2)$$

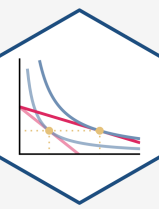
$$c = (4, 3)$$

- Let  $u(\cdot)$  assign each bundle a utility level:

$u(\cdot)$
$u(a) = 1$
$u(b) = 2$
$u(c) = 3$

- Does this mean that bundle  $c$  is 3 times the utility of  $a$ ?

# Utility Functions, Pural II



**Example:** Imagine three alternative bundles of  $(x, y)$ :

$$a = (1, 2)$$

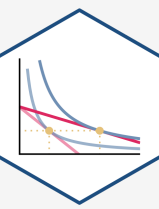
$$b = (2, 2)$$

$$c = (4, 3)$$

- Now consider  $u(\cdot)$  and a 2<sup>nd</sup> function  $v(\cdot)$ :

$u(\cdot)$	$v(\cdot)$
$u(a) = 1$	$v(a) = 3$
$u(b) = 2$	$v(b) = 5$
$u(c) = 3$	$v(c) = 7$

# Utility Functions, Pural III

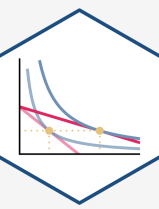


- Utility numbers have an **ordinal** meaning only, **not cardinal**
- Both are valid utility functions:<sup>†</sup>
  - $u(c) > u(b) > u(a)$  ✓
  - $v(c) > v(b) > v(a)$  ✓
  - because  $c > b > a$
- **Only the ranking of utility numbers matters!**



<sup>†</sup> See the Mathematical Appendix in [Today's Class Page](#) for why.

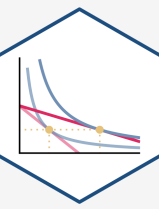
# Utility Functions and Indifference Curves I



- Two tools to represent preferences:  
**indifference curves** and **utility functions**
- Indifference curve: all **equally preferred** bundles  $\iff$  **same utility level**
- Each indifference curve represents one level (or contour) of utility surface (function)

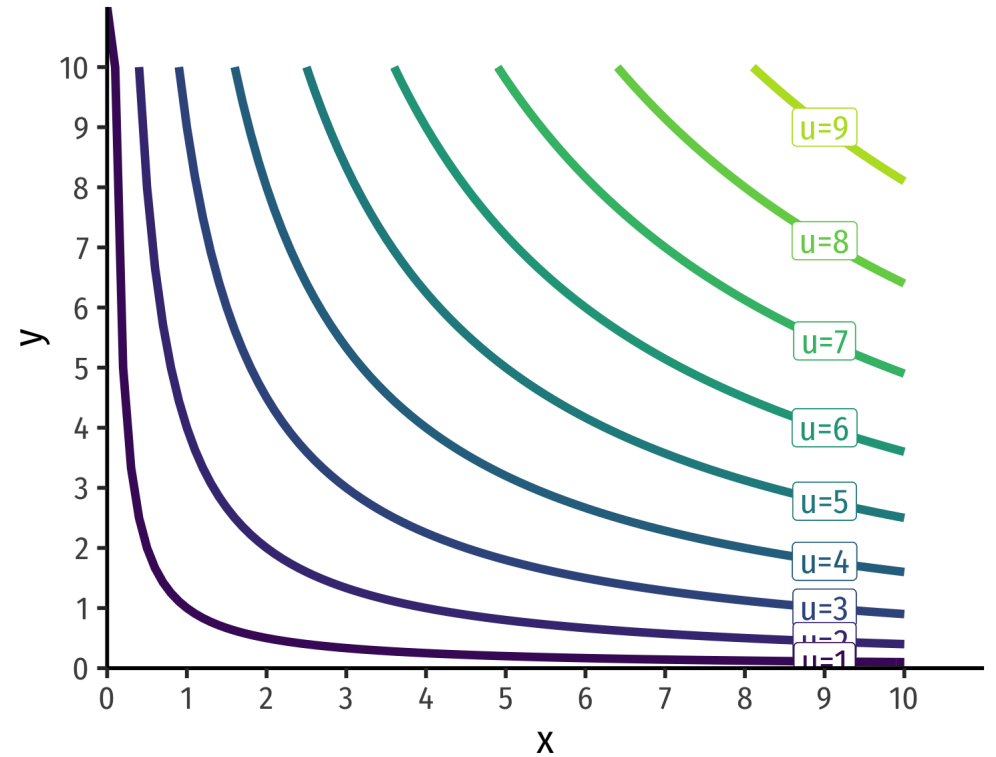
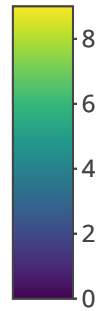


# Utility Functions and Indifference Curves II

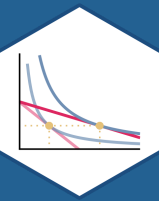


3-D Utility Function:  $u(x, y) = \sqrt{xy}$

2-D Indifference Curve Contours:  $y = \frac{u^2}{x}$

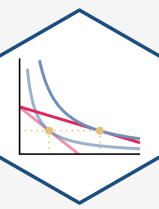




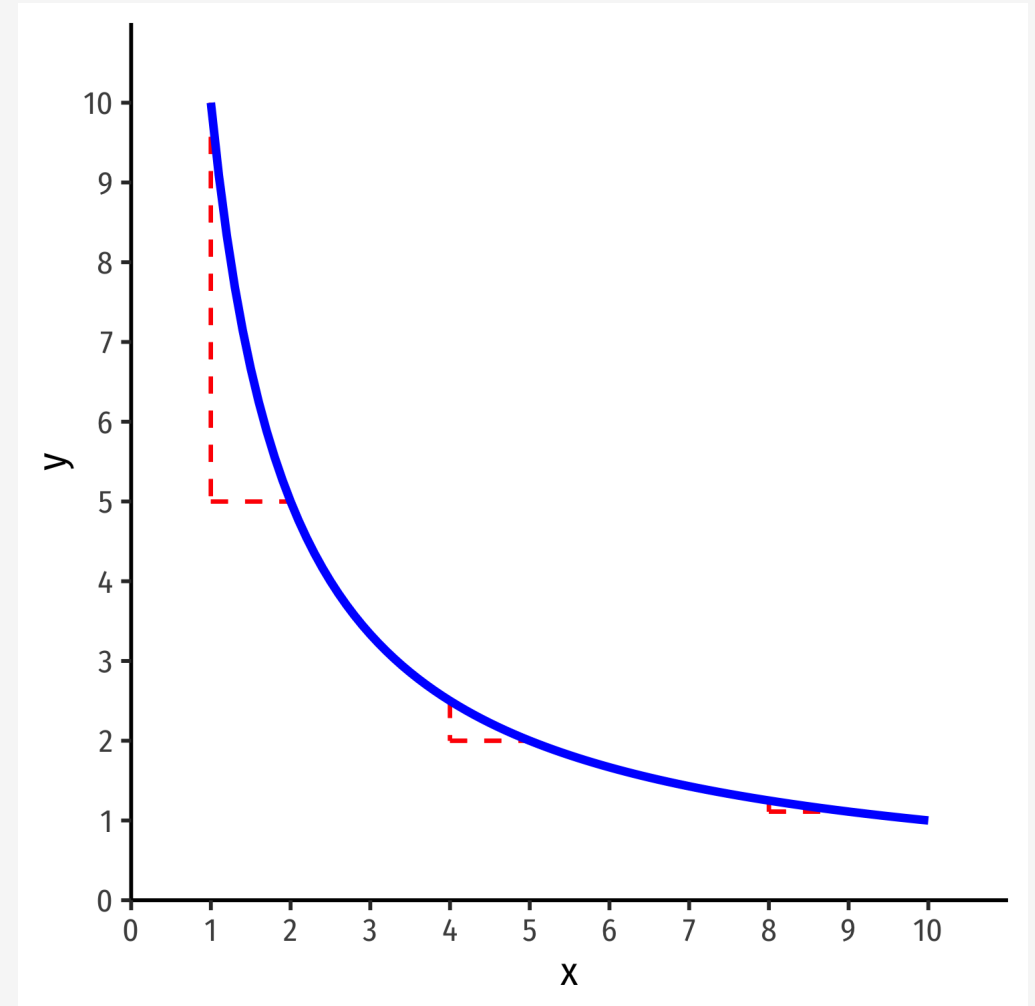


# Marginal Utility

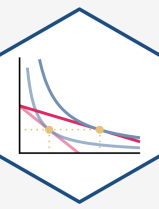
# MRS and Marginal Utility I



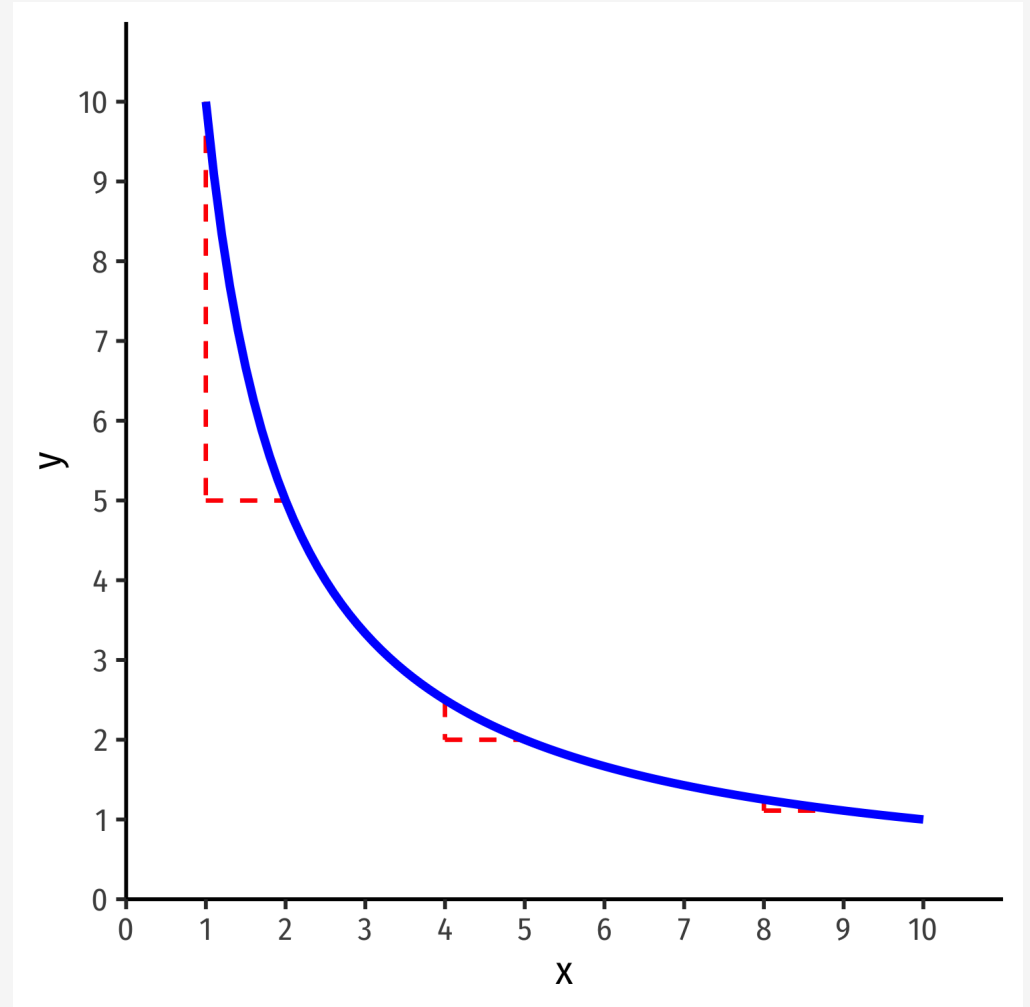
- Recall: **marginal rate of substitution**  $MRS_{x,y}$  is slope of the indifference curve
  - Amount of  $y$  given up for 1 more  $x$
- How to calculate MRS?
  - Recall it changes (not a straight line)!
  - We can calculate it using something from the **utility function**



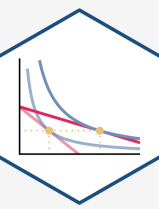
# MRS and Marginal Utility II



- **Marginal utility**: change in utility from a marginal increase in consumption

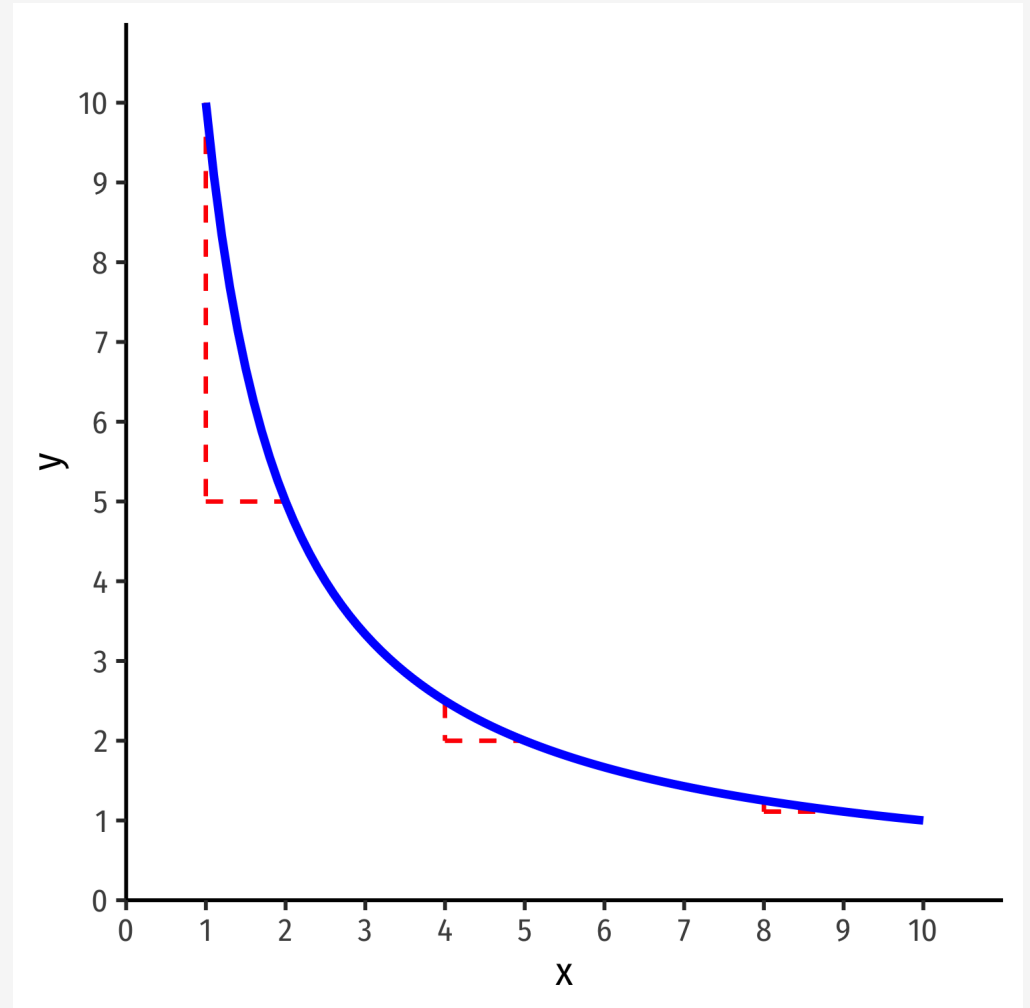


# MRS and Marginal Utility II

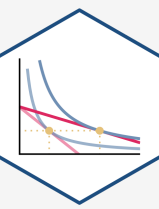


- **Marginal utility**: change in utility from a marginal increase in consumption

$$\text{Marginal utility of } x: MU_x = \frac{\Delta u(x,y)}{\Delta x}$$



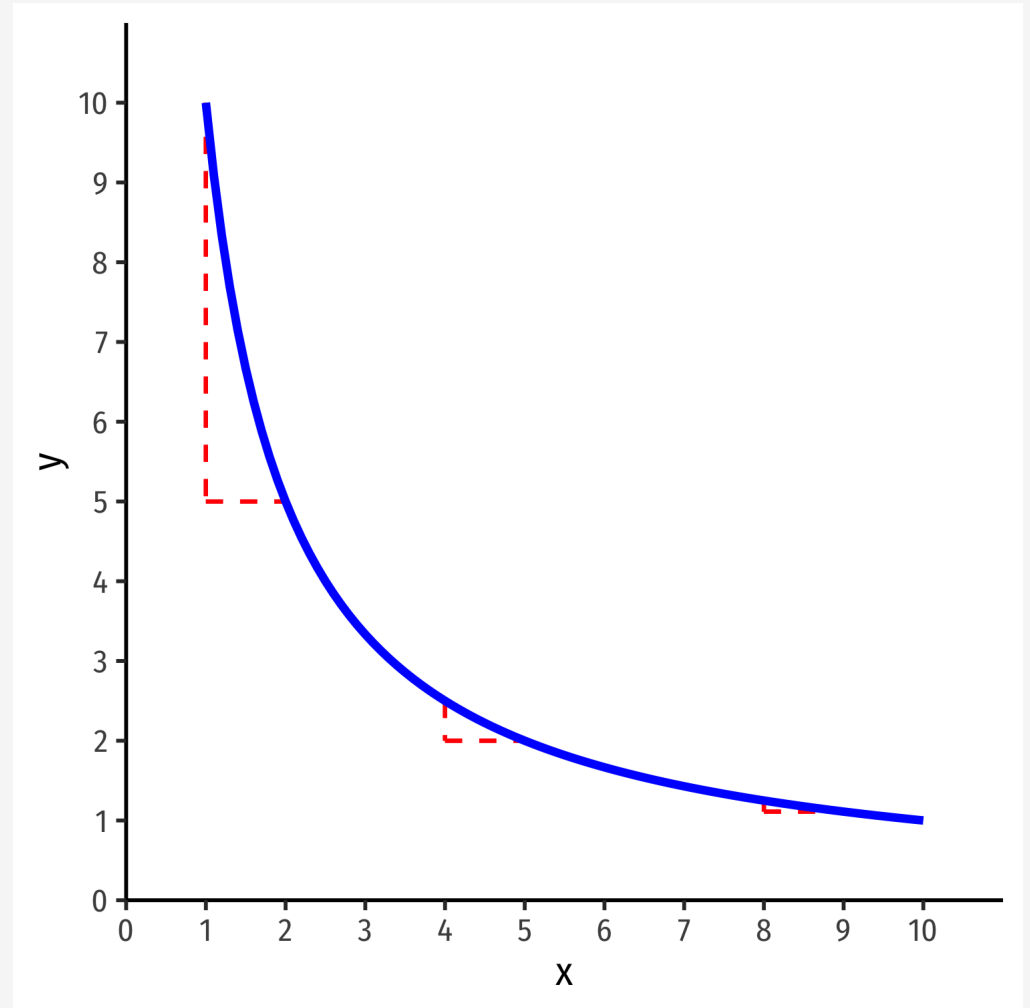
# MRS and Marginal Utility II



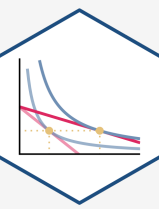
- **Marginal utility**: change in utility from a marginal increase in consumption

$$\text{Marginal utility of } x: MU_x = \frac{\Delta u(x,y)}{\Delta x}$$

$$\text{Marginal utility of } y: MU_y = \frac{\Delta u(x,y)}{\Delta y}$$



# MRS and Marginal Utility II

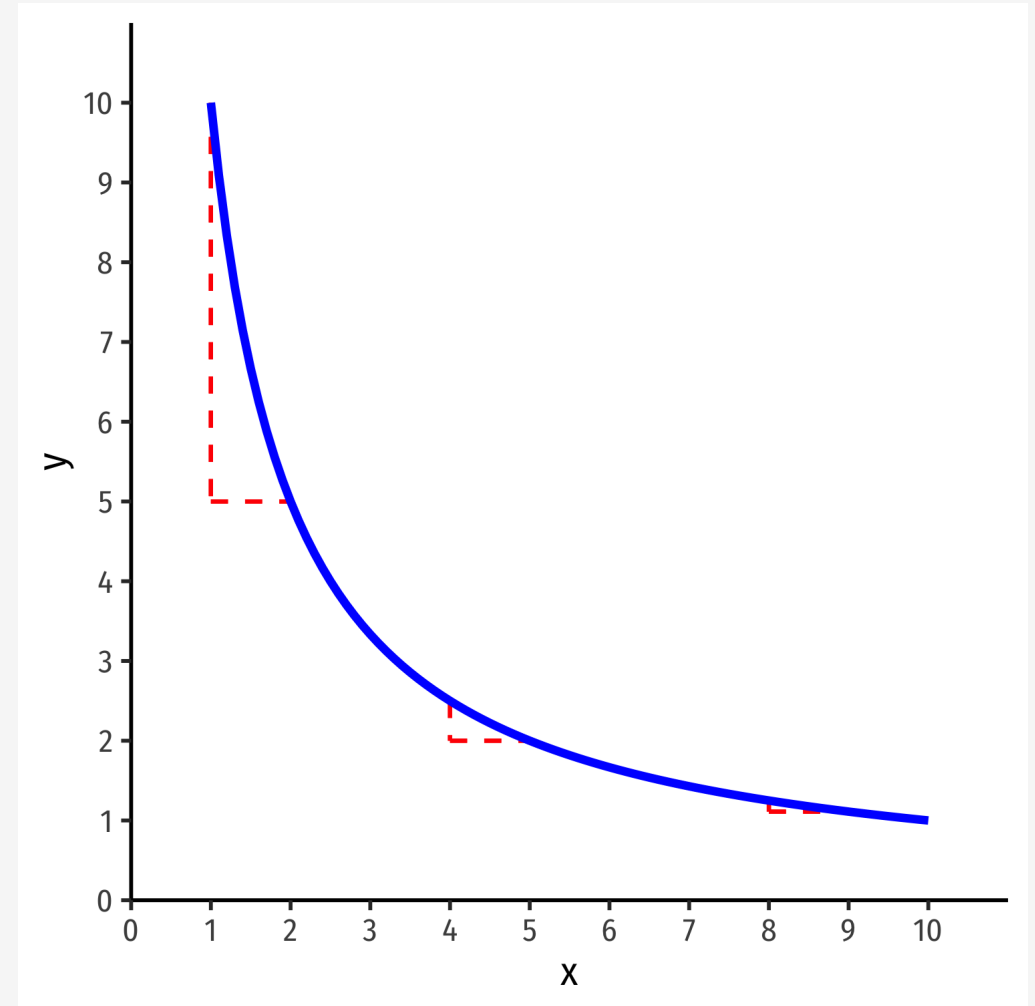


- **Marginal utility**: change in utility from a marginal increase in consumption

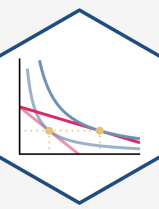
- **Math (calculus)**: "*marginal*" means "*derivative with respect to*"

$$MU_x = \frac{\partial u(x, y)}{\partial x}$$

- I will always derive marginal utility functions for you



# MRS and Marginal Utility: Example

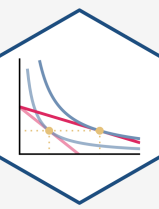


**Example:** For an example utility function

$$u(x, y) = x^2 + y^3$$

- Marginal utility of x:  $MU_x = 2x$
  - Marginal utility of y:  $MU_y = 3y^2$
- 
- Again, I will always derive marginal utility functions for you

# MRS Equation and Marginal Utility

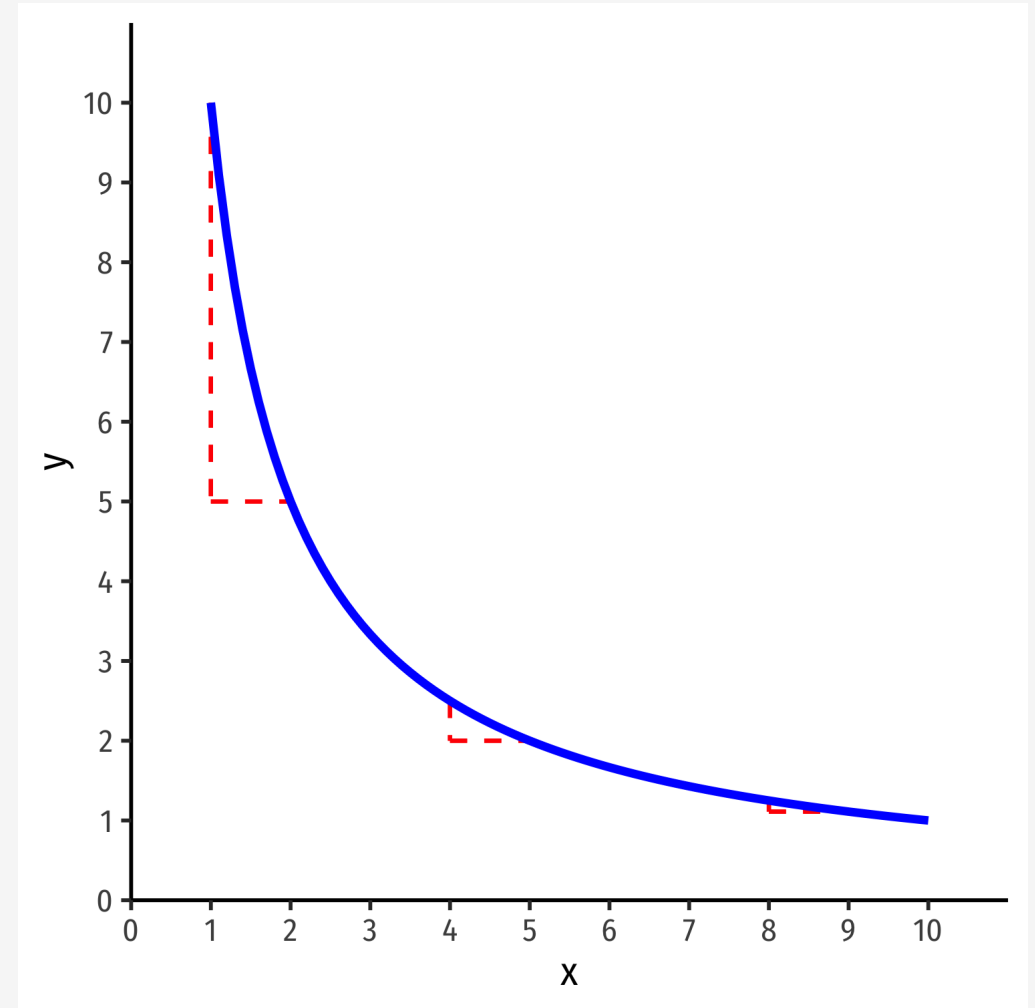


- Relationship between  $MU$  and  $MRS$ :

$$\underbrace{\frac{\Delta y}{\Delta x}}_{MRS} = - \frac{MU_x}{MU_y}$$

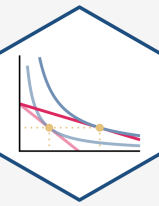
- See proof in [today's class notes](#)

“I am willing to give up  $\left(\frac{MU_x}{MU_y}\right)$  units of  $y$  to consume 1 more unit of  $x$  and stay satisfied.”



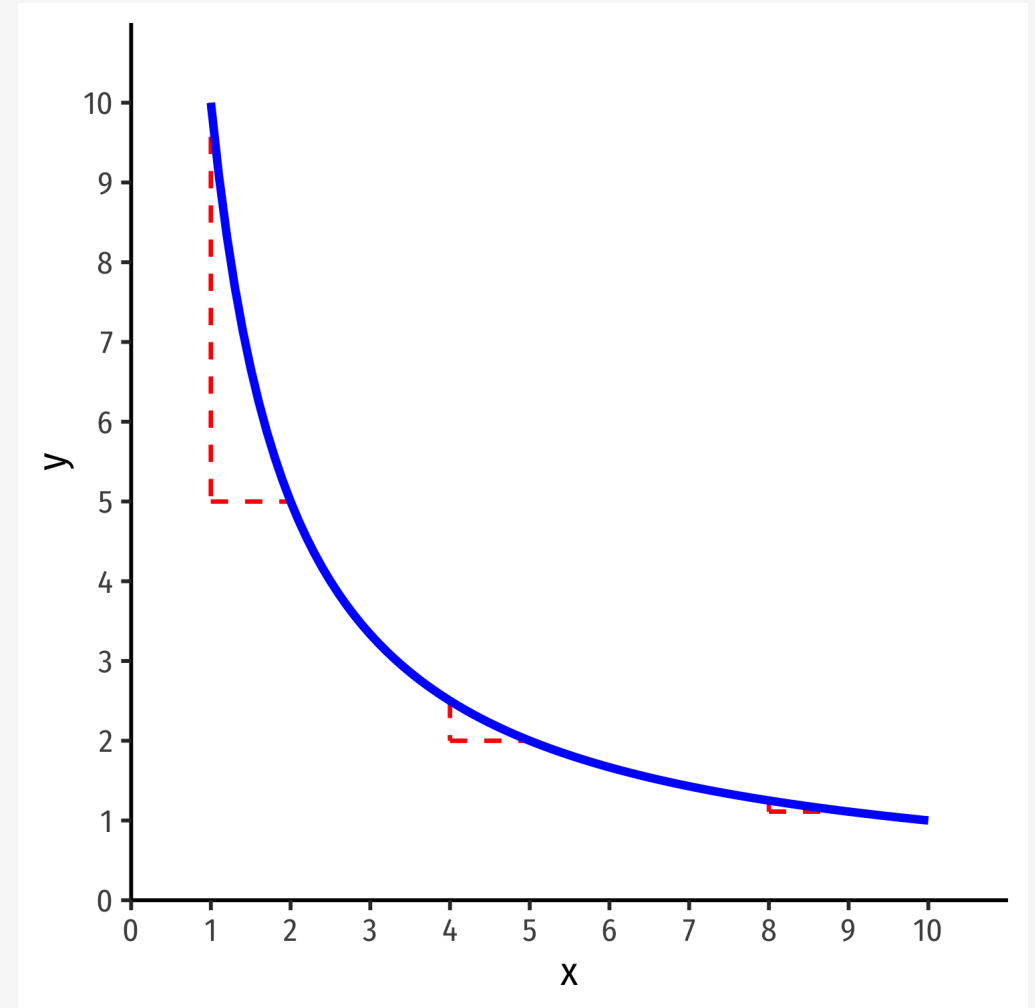


# Important Insights About Value

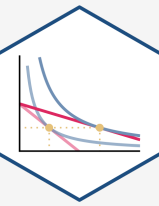


“I am willing to give up  $\left(\frac{MU_x}{MU_y}\right)$  units of  $y$  to consume 1 more unit of  $x$  and stay satisfied.”

- We can't measure  $MU$ 's, but we *can* measure  $MRS_{x,y}$  and infer the **ratio** of  $MU$ 's!
  - **Example:** if  $MRS_{x,y} = 5$ , a unit of good  $x$  gives 5 times the marginal utility of good  $y$  at the margin



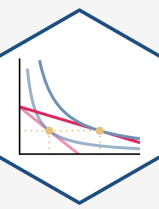
# Important Insights About Value



- Value is **subjective**
  - Each of us has our own preferences that determine our ends or objectives
  - Choice is **forward looking**: a comparison of your **expectations** about opportunities
- **Preferences are not comparable across individuals**
  - Only individuals know what they give up at the moment of choice



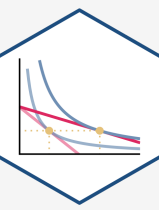
# Important Insights About Value



- Value inherently comes from the fact that we must make **tradeoffs**
  - Making one choice means *having to give up* pursuing others!
  - The choice we pursue at the moment must be worth the sacrifice of others! (i.e. highest marginal utility)



# Diminishing Marginal Utility



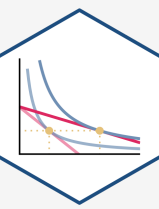
## The Law of Diminishing Marginal Utility:

each marginal unit of a good consumed tends to provide less marginal utility than the previous unit, all else equal

- As you consume more  $x$ :
  - $\downarrow MU_x$
  - $\downarrow MRS_{x,y}$ : willing to give up *fewer* units of  $y$  for  $x$

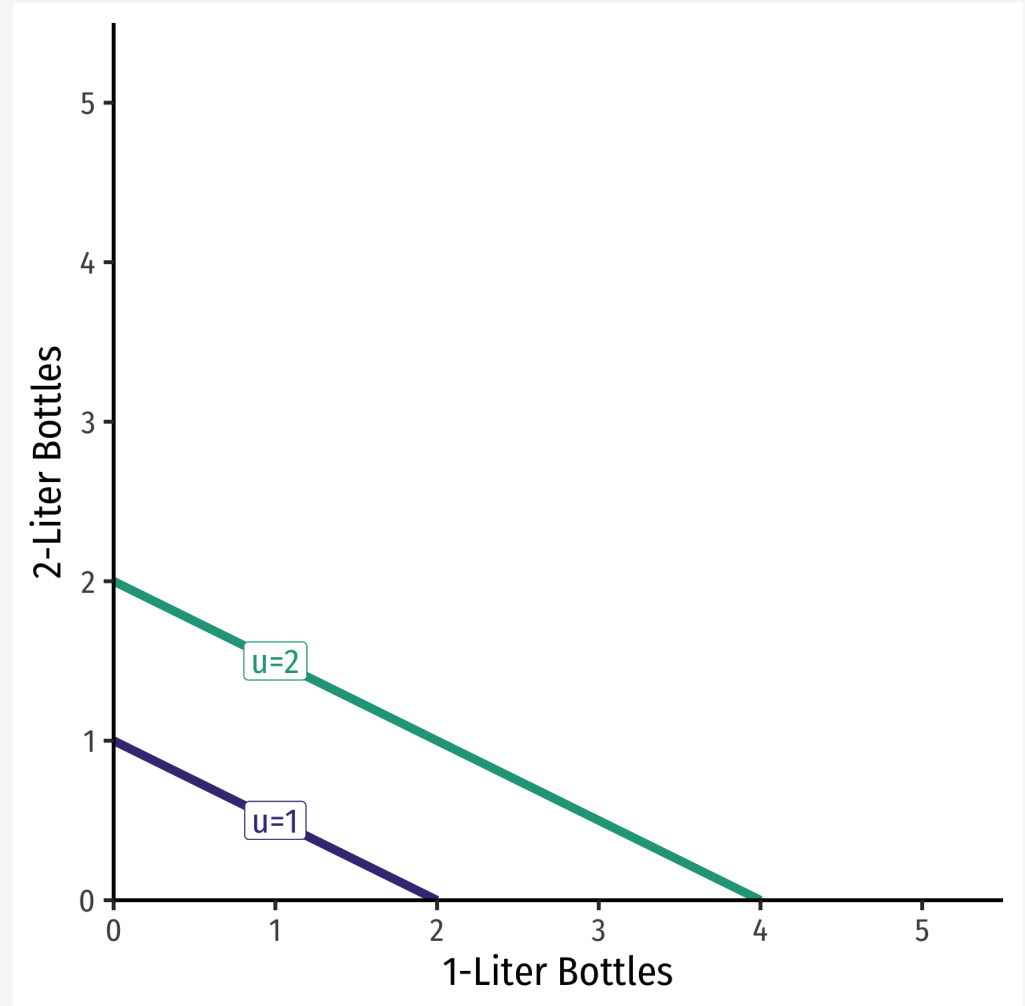


# Special Case: Substitutes

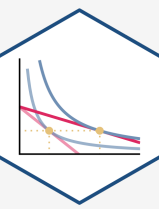


**Example:** Consider 1-Liter bottles of coke and 2-Liter bottles of coke

- Always willing to substitute between Two 1-L bottles for One 2-L bottle
- **Perfect substitutes:** goods that can be substituted at same fixed rate and yield same utility
- $MRS_{1L,2L} = -0.5$  (a constant!)

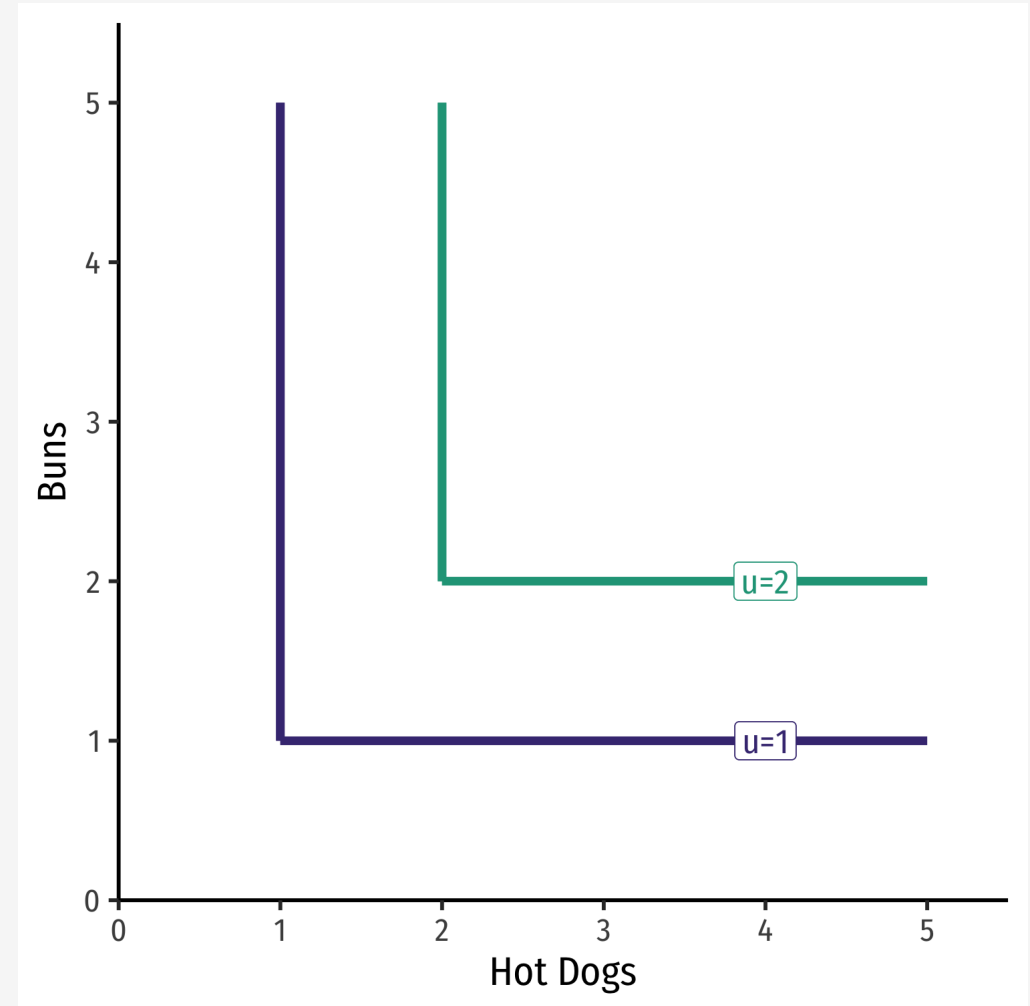


# Special Case: Complements

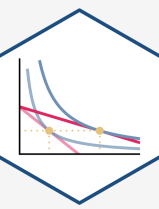


**Example:** Consider hot dogs and hot dog buns

- Always consume together in fixed proportions (in this case, 1 for 1)
- **Perfect complements:** goods that can be consumed together in same fixed proportion and yield same utility
- $MRS_{H,B} = ?$



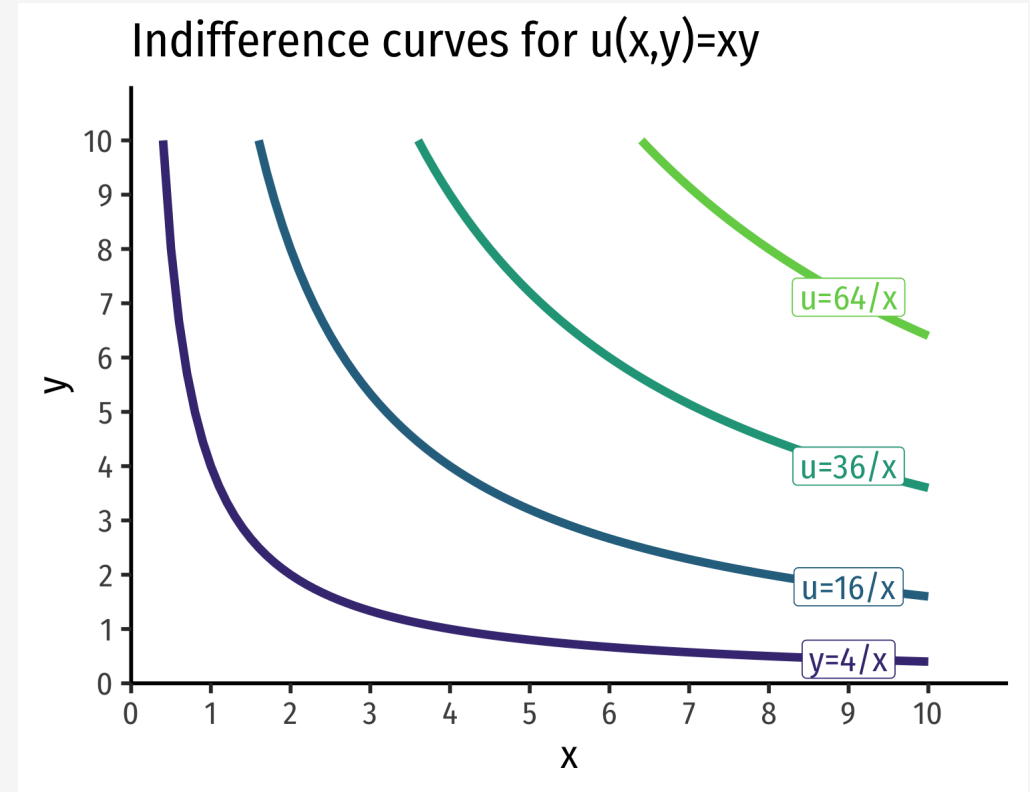
# Cobb-Douglas Utility Functions



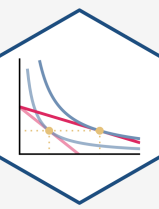
- A very common functional form in economics is **Cobb-Douglas**

$$u(x, y) = x^a y^b$$

- Extremely useful, you will see it often!
  - Lots of nice, useful properties (we'll see later)
  - See the appendix in [today's class page](#)



# Practice



**Example:** Suppose you can consume apples ( $a$ ) and broccoli ( $b$ ), and earn utility according to:

$$u(a, b) = 2ab$$

$$MU_a = 2b$$

$$MU_b = 2a$$

1. Put  $a$  on the horizontal axis and  $b$  on the vertical axis. Write an equation for  $MRS_{a,b}$ .
2. Would you prefer a bundle of  $(1, 4)$  or  $(2, 2)$ ?
3. Suppose you are currently consuming 1 apple and 4 broccoli. a. How many units of broccoli are you willing to give up to eat 1 more apple and remain indifferent? b. How much *more* utility would you get if you were to eat 1 more apple?
4. Repeat question 3, but for when you are consuming 2 of each good.